




PLANTATION SHUTTERS

Wynstan
BLINDS DOORS SHUTTERS AWNINGS

TIMELESS & SOPHISTICATED PLANTATION SHUTTERS

Experience total light and privacy control with ease. Our classic Plantation Shutters combine timeless elegance with modern, durable materials. Designed for both indoor and outdoor spaces, they're perfect to enhance your home's curbside appeal. With an extensive range of styles, they offer an exceptional blend of function and sophistication.





By gently adjusting the blade angle, you can create privacy while still letting in natural light.

LIGHT, PRIVACY & STYLE FOR EVERY SPACE

Plantation Shutters combine timeless design with practical performance. Adjustable, durable, and beautifully crafted, they let you control light, airflow, and privacy while adding lasting elegance to any area of your home.



WHY YOU NEED PLANTATION SHUTTERS?



LIGHT CONTROL

Providing ultimate light control, each panel can be independently adjusted to temper the light and control privacy.



TIMELESS STYLE

A classic, architectural look that enhances any interior style - from coastal to contemporary - and never dates.



CUSTOM SHAPES & COLOURS

Tailored to fit any window shape, our shutters can be made into arcs, circles & in any custom colour you desire.



TEMPERATURE BARRIER

Providing excellent insulation, helping to regulate indoor temperatures, reduce energy costs and keep your home comfortable year round.



EASY TO CLEAN

Plantation Shutters are virtually maintenance-free, being an excellent choice for dusty allergy sufferers and wet areas such as kitchens and bathrooms.



CURB APPEAL

Enhancing your home's exterior, their sleek design adds a polished, sophisticated touch, boosting street appeal.

HINGED SHUTTERS

Classic and functional, hinged shutters open like doors for effortless use. They suit most window types and add a timeless, elegant finish to any room.

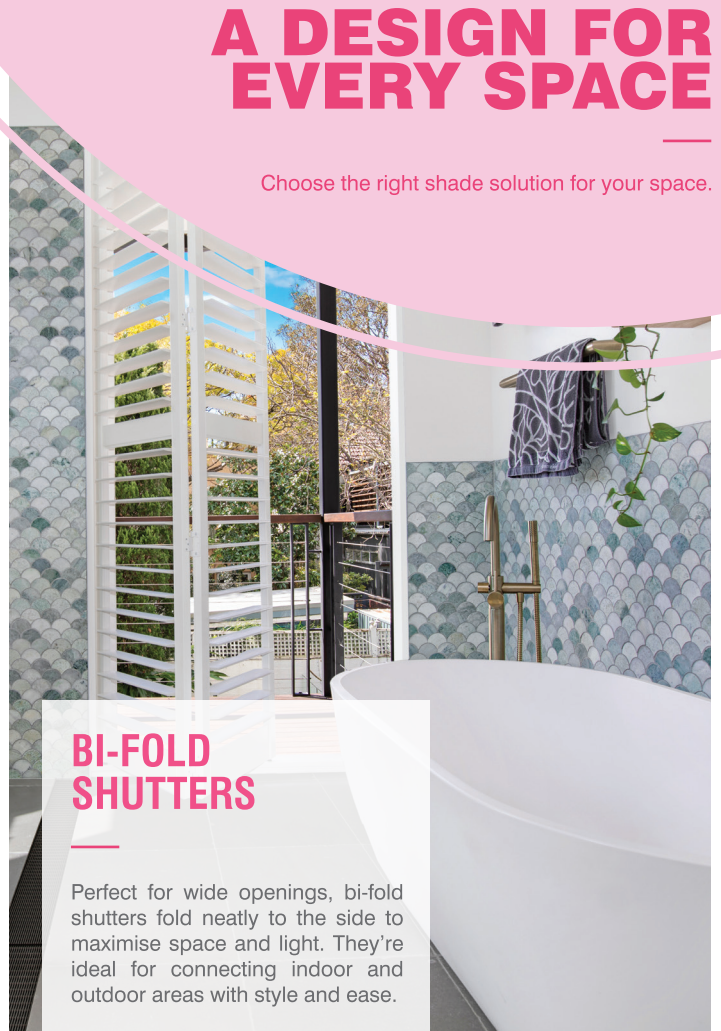


A DESIGN FOR EVERY SPACE

Choose the right shade solution for your space.

BI-FOLD SHUTTERS

Perfect for wide openings, bi-fold shutters fold neatly to the side to maximise space and light. They're ideal for connecting indoor and outdoor areas with style and ease.



SLIDING SHUTTERS

Smooth and modern, sliding shutters glide effortlessly along a track for a sleek, contemporary look. They're great for large windows or doors where space is limited.



FIXED SHUTTERS

Fixed Shutters are designed for spaces where the panel stays in place, but the blades still tilt to control light, airflow and privacy. A streamlined, architectural look perfect for high or hard-to-reach windows.



INSIDE

NATURAL WOOD



FAUXWOOD



IDEAL FOR WARM, STYLISH INTERIORS

Perfect for living rooms, bedrooms, and feature spaces, timber shutters add warmth and natural character. Their classic look suits contemporary interiors where you want a premium finish.

MADE FOR MOISTURE-PRONE AREAS

Ideal for kitchens, bathrooms, and laundry rooms, fauxwood shutters handle humidity and everyday wear with ease. They deliver the look of timber with added moisture resistance.

OUTSIDE

ALUMINIUM



STRONG AND WEATHER-READY

Built for outdoor areas and patios aluminium shutters offer strength, durability, and privacy control. They're a great choice when you need weather-ready performance with a modern style.

STYLE OPTIONS

Our shutters come in a variety of types to match your room's needs.

Love Australian Made? So do we. Our Australis Shutters are a locally made fauxwood option with faster production and delivery.



EXPERT GUIDANCE FOR YOUR HOME

Your consultant will help you choose the perfect shutters for every room, balancing style, practicality, and budget to suit your space.

BLADE SIZES

Our Plantation Shutters are available in three different blade sizes. Choose between 63mm, 89mm or 114mm wide blades. Height is 12mm across the range.

CUSTOMISATION OPTIONS

Customisable shutter options for your home.




TIMBER



FAUXWOOD

ALUMINIUM

Pick your blade size: larger blades open the view, smaller blades give classic detail.



114MM

89MM

63MM

COLOUR RANGE

FIND YOUR PERFECT COLOUR

WHITE FINISH

Crisp and modern - our most popular interior choice.

NEUTRAL FINISH


Warm, soft tones for relaxed living spaces.

WOOD-GRAIN FINISH

Natural timber textures for a classic look.



These are our most popular colours - with many more available. Ask your consultant to view the full range.




Snow White

China White

Dove White

Soft Pearl

Basswood shutters can be custom-made in any Pantone colour



Shutters pair perfectly with blinds or curtains to create a layered look that enhances style and light control for any space.

BEAUTIFULLY FINISHED

Wynstan Shutters are custom-made to fit your space perfectly. They can be crafted to fit windows of both smaller and larger sizes, and include a range of frame options. They can be installed as either reveal (inside the window frame) or face fit (in front of the window frame).